

4

3

2

1

THIS DRAWING IS UNPUBLISHED. RELEASED FOR PUBLICATION OCT. 2005
 © COPYRIGHT 2005 BY TYCO ELECTRONICS CORPORATION. ALL RIGHTS RESERVED.

LOC	DIST	REVISIONS				
P	LTR	DESCRIPTION	DATE	DWN	APVD	
E	B	A1	Released as per ECR-08-022292	4-Sep-08	SP	JC

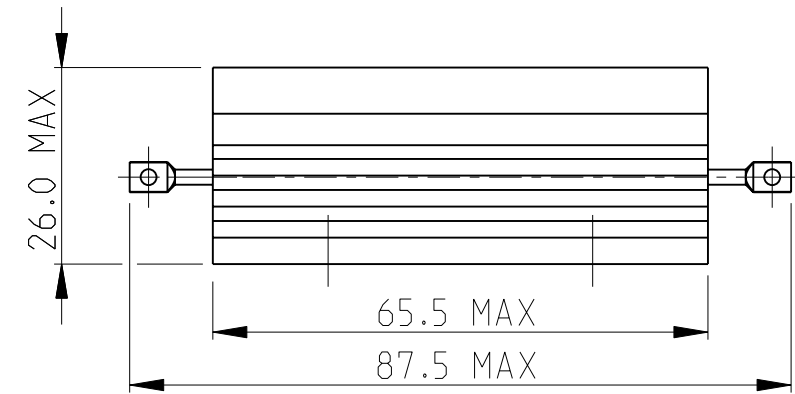
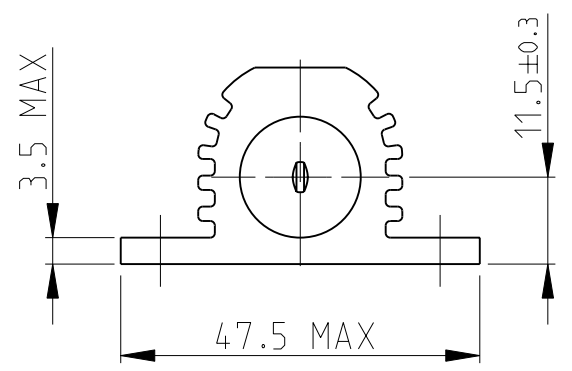
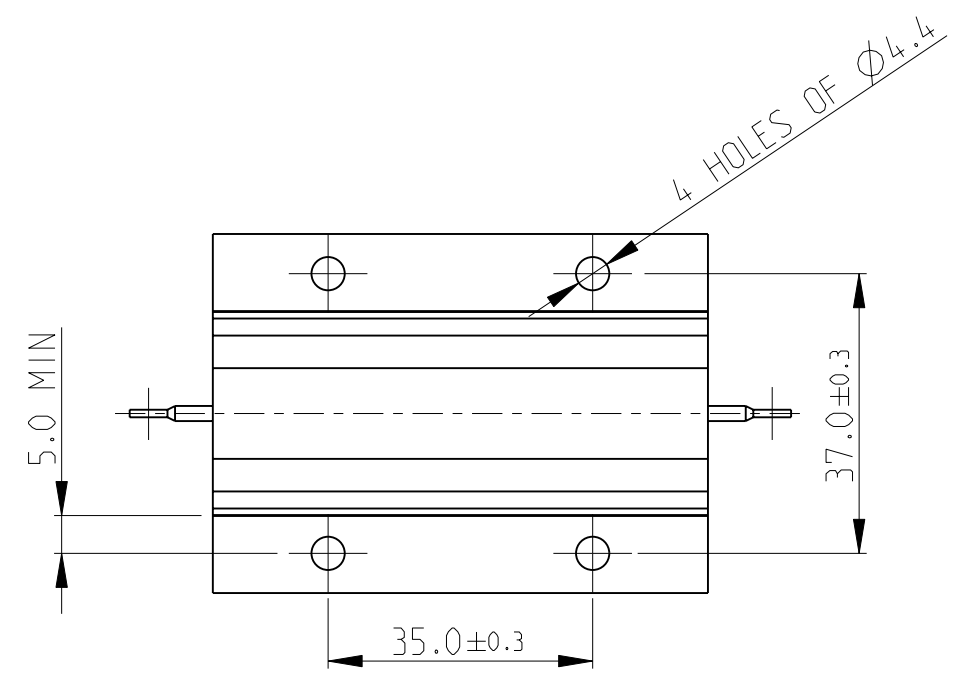
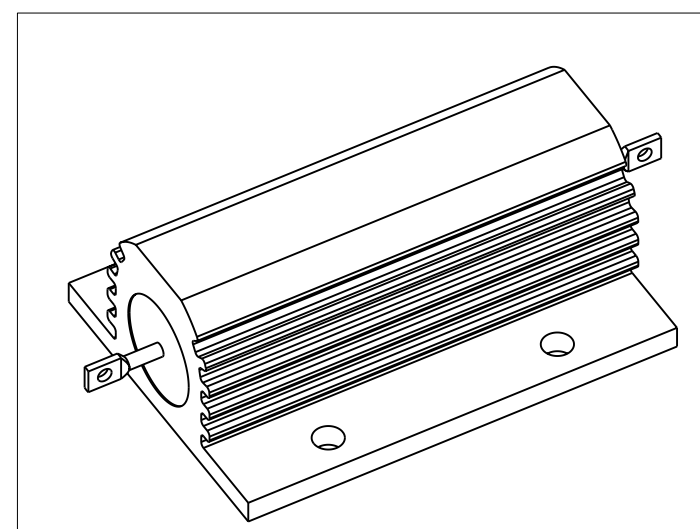
1 FOR FURTHER INFORMATION SEE DATA SHEET FOR HS SERIES-ALUMINIUM HOUSED RESISTORS

2 FOR A SPECIFIC PN FOR A RESISTANCE VALUE AND TOLERANCE, PLEASE REFER TO DMF

3 TECHNICAL SPECIFICATION

DISSIPATION AT 25°C : 100 WATTS MOUNTED ON STD HEATSINK
 OHMIC RANGE : R10 TO 75K
 STABILITY : ΔR < =2% PER 1000Hrs
 ISOLATION VOLTAGE : 3500V DC/AC pk
 MAX WORKING VOLTAGE : 1900V DC/AC rms
 TEMP COEFFICIENT : > 1R0 50ppm
 > 100R 25ppm
 CLIMATIC CATEGORY : 55/200/56

RoHS Compliant



THIS DRAWING IS A CONTROLLED DOCUMENT FOR TYCO ELECTRONICS CORPORATION IT IS SUBJECT TO CHANGE AND THE CONTROLLING ENGINEERING ORGANIZATION SHOULD BE CONTACTED FOR THE LATEST REVISION.

DIMENSIONS: mm		TOLERANCES UNLESS OTHERWISE SPECIFIED:	
		0 PLC	±0.5
		1 PLC	±0.2
		2 PLC	±0.1
		3 PLC	±
		4 PLC	±
MATERIAL -		ANGLES	±5°
		FINISH	-

DWN	DAVE KENNEDY	27.SEP.05
CHK	J CATCHPOLE	28.SEP.05
APVD	J CATCHPOLE	28.SEP.05
PRODUCT SPEC	-	
APPLICATION SPEC	-	
WEIGHT	-	
CUSTOMER DRAWING		

Tyco Electronics Corporation Dorcan, Swindon, SN3 5HH		NAME	
		HSC100 METAL HOUSED POWER RESISTOR	
SIZE	CAGE CODE	DRAWING NO	RESTRICTED TO
A3	00779	C=1625999	-
SCALE 1:1		SHEET 1 OF 1	REV A1